

## Pressure Test Pump LR-Cal LPP 08, pneumatic operated


### Generating pressure up to +8 bar (116 psi), switchable to generating vacuum down to -0,85 bar (-25 inHg)

The pressure test pump **LR-Cal LPP 08** is used to generate pressure and vacuum for checking, adjusting and calibrating mechanical and electronic pressure measuring instruments by comparative measurements in the low-pressure and vacuum range. There pressure tests may be carried out in laboratories, workshops or on site at the measuring point.

If the instrument to be tested and a sufficiently accurate reference measuring instrument are connected up to the pressure test pump, the same pressure is applied to the two measuring instruments when the pump is operated. By comparing the two measure values at random pressure values, the accuracy can be verified or the unit under test can be adjusted.

The **LR-Cal LPP 08** is a pneumatic pressure test pump for low-pressure ranges up to 8 bar with change-over switch to vacuum down to -850 mbar. Despite its compact dimensions, the pressure test pump is easy to operate and allows for exact generation of the required test pressures. The maximum pressure or vacuum achievable depends on the attached test volume. The smooth-running pressure generation and the integrated fine adjustment valve allow a safe and precise setting of very small positive resp. negative pressure values in the range of mbar.

The unit under test and the reference instrument can be easily connected with the supplied accessories.



#### Specification:

Pressure:	0 to 8 bar = 0 to 116 psi, switchable to
Vacuum:	0 to -0,85 bar = 0 to -25 inHg
Pressure ports:	T-piece to be mounted to the pump, with 1 x hose 0.5 m with pluggable port 1/2" BSP female for reference instrument and 1 x hose 0.5 m with pluggable port 1/4" BSP female for test item. Optional sets of threaded adapters „LPP-ADAPTER-...“ available.
Medium:	Ambient air
Pressure fine adjustm.:	Pressure adjustment valve (very sensitive volume variator)
Dimensions:	approx. 180 mm length x 111 mm width x 31 mm height (without T-piece)
Weight:	approx. 295 g (without T-piece)

#### Included in scope of standard delivery:

- Pressure test pump **LR-Cal LPP 08**
- T-piece for direct mounting to the pump, with 2 „Push&Pull“ hose connectors
- 1 x pneum. hose 0.5 m. One side to be plugged to the T-piece, other side with thread 1/2" BSP female, to connect reference pressure instrument/calibrator
- 1 x pneum. hose 0.5 m. One side to be plugged to the T-piece, other side with thread 1/4" BSP female, to connect item under test (optional sets of threaded adapters available)
- Operating manual

#### Optional accessories:


- Several sets of threaded adapters for connecting items under test
- Carrying- and storage case
- Reference pressure instruments, digital gauges, pressure calibrators, with different functionalities and pressure ranges.

# LPP 08 Pressure Test Pump LPP 08 (pneumatic) Pressure +8 bar (116 psi) / Vacuum -0.85 bar

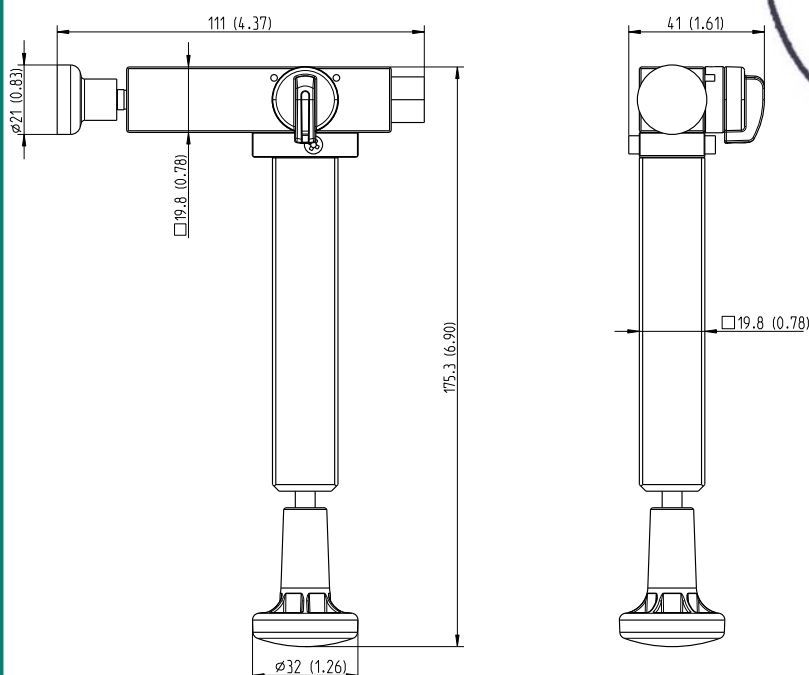
LR-Cal



Order-Code	Description / Included in standard delivery
<b>LPP-08</b>	Pressure Test Pump <b>LR-Cal LPP 08</b> (-0.85...+8 bar) incl. T-piece, 2 hoses 4 x 2 mm, length each 0.5 m 1 Adapter (brass, chromium plated) to 1/2" BSP female and 1 Adapter (brass, chromium plated) to 1/4" BSP female, as well as necessary connectors and operating manual.
<b>LPP-08-PUMPE</b>	Pressure Test Pump <b>LR-Cal LPP 08</b> (-0.85...+8 bar): OEM version WITHOUT any accessories, just the pump.
<b>Accessories and Spare parts</b>	
<b>LPP-08-KOFFER</b>	Transport and storage case for <b>LR-Cal LPP 08</b> with foams, with space for accessories and up to two reference pressure instruments (e.g. <b>LR-Cal LDM 80</b> or <b>LR-Cal LHM</b> or <b>LR-Cal Serie 2000</b> )
<b>LPP-08-T-STUECK</b>	SPARE PART: T-piece for mounting on <b>LR-Cal LPP 08</b> , with 2 hose connectors (Push&Pull) for hose 4 x 2 mm
<b>LPP-08-PN-STECK</b>	SPARE PART: Hose connector (Push & Pull) for hose 4 x 2 mm, 1/8" BSP male
<b>LPP-08-ADAPT-G12</b>	SPARE PART: Adapter (brass, chromium plated) 1/8" BSP female x 1/2" BSP female (for reference)
<b>LPP-08-ADAPT-G14</b>	SPARE PART: Adapter (brass, chromium plated) 1/8" BSP female x 1/4" BSP female (for test item)
<b>LPP-08-SCHLAUCH-0050</b>	SPARE PART: pneumatic hose 4 x 2 mm, length 0.5 m
<b>SCHLAUCH-02ID-04AD</b>	Pneumatic hose 4 x 2 mm, per meter
<b>LPP-ADAPTER-BSP</b>	Set of BSP adapters and set of spare o-rings, for test item port: 1/4" BSP male x 1/8" BSP female + 3/8" BSP female + 1/2" BSP female + 1/2" BSP male
<b>LPP-ADAPTER-NPT</b>	Set of NPT adapters, for test item port: 1/4" BSP x 1/8" NPT female + 1/4" NPT female + 3/8" NPT female + 1/2" NPT female
<b>LPP-ADAPTER-M</b>	Set of metric adapters and set of spare o-rings, for test item port: 1/4" BSP male x M12x1.5 female + M20x1.5 female + MINIMESS1620
<b>Reference pressure instruments / Pressure calibrators</b>	
<b>LR-Cal LDM 80</b>	Ranges 0...100 mbar, 0...250 mbar, 0...500 mbar, 0...1 bar, 0...2.5 bar, 0...5 bar, 0...10 bar, -1...+1 bar, -1...+2.5 bar or -1...+5 bar, as well as 0...500 mbar abs., 0...1 bar abs., 0...2.5 bar abs. or 0...5 bar abs. Accuracy $\pm 0.2\%$ FS or (with option LDM80-KL01:) $\pm 0.1\%$ FS
<b>LR-Cal LHM</b>	Ranges 0...100 mbar, 0...500 mbar, 0...1 bar, 0...2.5 bar, 0...5 bar, -100...+100 mbar, -500...+500 mbar, -1...+1 bar, -1...+2.5 bar or -1...+5 bar, as well as differential pressure Accuracy $\pm 0.1\%$ FS or $\pm 0.05\%$ FS
<b>LR-Cal Serie 2000</b>	Ranges 25 mbar, 130 mbar, 1 bar, 2 bar, 7 bar, or 10 bar pressure, vacuum and differential pressure Accuracy $\pm 0.15\%$ FS $\pm 0.15\%$ of measured value $\pm 1$ Digit



## Dimensions mm (inch):



Isometric view

Distributor:

S.I. Instruments 256 South Rd. Hilton South Australia 5033  
Ph (08) 8352 5511 [info@si-instruments.com.au](mailto:info@si-instruments.com.au) [si-instruments.com.au](http://si-instruments.com.au)